



SBC-DC



The SBC-DC takes the place of a battery, allowing you to connect a PS41 AC adaptor to the following Shure bodypack receivers:

- UR5
- P10R
- P9RA

1. Cable Adapter (95A16797)
2. T6 L-wrench (95A20192)
3. T6 Adapter Screw (30A20412)
4. DC Adapter (90A16794)



IMPORTANT: Only use screws included with the adapter.



SBC-DC

Input	8 to 20 V DC
Output	3V DC
Operating Temperature	-18°C to 57°C (0°F to 135°F)

